

000060


2021-031 ¶ ¶ Ö Ö

10 0.84 0 3,569,685,327


1

			000060
	23-26 6013	23-26 6013	
	0755-83474889	0755-83474889	
	0755-82839363	0755-82839363	
	dsh@nonfe215.72 re f 201.25-		

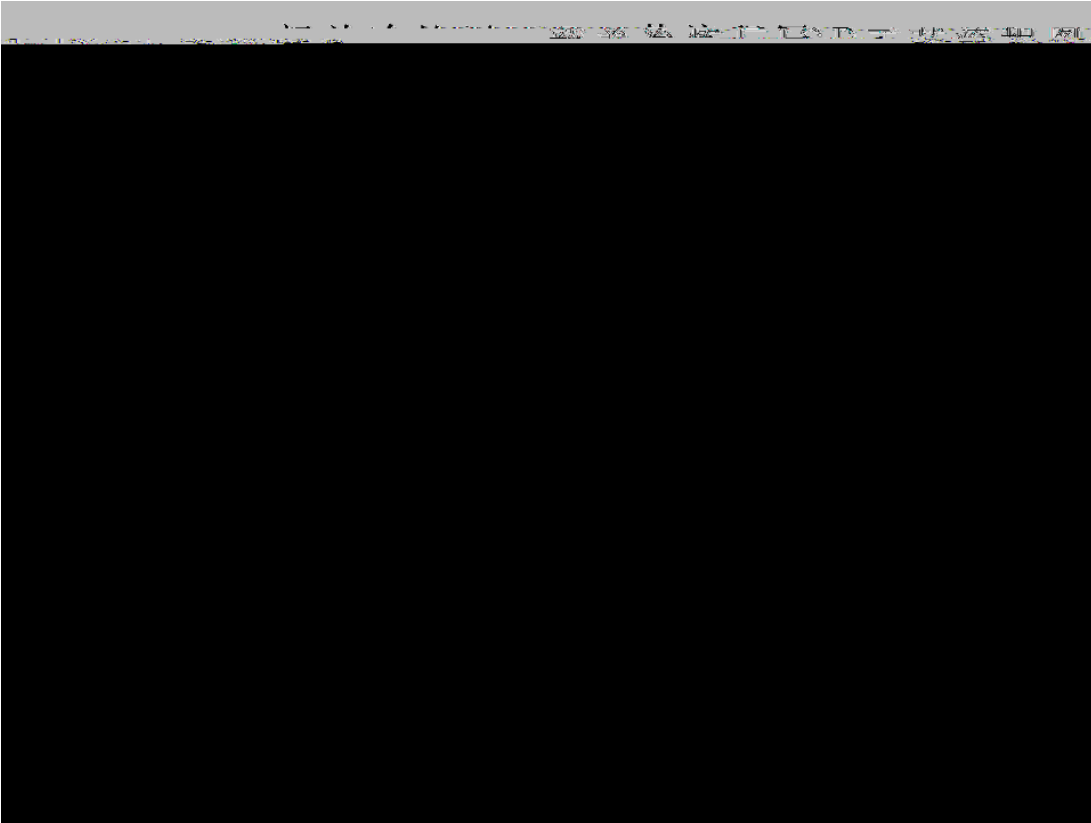
凡口铅锌矿采选工艺流程图



丹霞冶炼厂氧压浸出流程图



ISP



2020

2020 644 9.4% 643 2.7% 2020
 30.94 7.86% 2.40%

1

2020 12						
		984.	91.3	50.0	0.00	2019
		560.	52.2	32.9	1510700.	
		1545	143.	82.9	1510700.	
		46.0	4.68	2.44		2020
		88.7	7.11	5.01		
		140.	10.1	8.11		
		275.	21.9	15.5	280000.0	
		1821	165.	98.4	1790700.	

2017

2019 35

2020

<

>

2020 27

2020 12 31

GB/T 17766-2020

2

2020

)
GB/T 17766-2020

2020 8 31

3

2020 12 31

		/				2020 12 31			
-			%	%	g/t	g/t			
	32.30	2.40	3.10	48	1.40	0.78	1.00	15.50	452
	180.40	2.00	2.40	39	1.10	3.61	4.33	70.36	1984
	119.90	1.20	1.40	20	0.80	1.44	1.68	23.98	959
	332.60	1.80	2.10	33	1.00	5.99	6.98	109.76	3326
2020 12									
-			%	%	g/t	g/t			
	20.00	2.10	2.70	40	1.20	0.42	0.54	8.00	240
	100.00	2.30	2.90	44	1.30	2.30	2.90	44.00	1300
	120.00	2.30	2.80	44	1.30	2.76	3.36	52.80	1560

1 Lona Pesada										
2020 12 31										
			%	g/t	g/t	%				
			86.50	2.00	5.30	0.10	0.60	1.73	4.58	0.52
			61.10	1.60	6.00	0.10	0.50	0.98	3.67	0.31
			147.60	1.84	5.59	0.10	0.56	2.72	8.25	0.83
0.5%										

2 Lona Barbui to										
2020 12 31										
			%	g/t	g/t	%				
			184.00	0.60	16.30	1.10	1.30	1.10	29.99	2.39
			184.00	0.60	16.30	1.10	1.30	1.10	29.99	2.39
0.5%										

3 Cerro Ki osko										
2020 12 31										
			%	g/t	g/t					
			279.00	0.60	4.70	2.20	1.67	13.11	6.14	
			279.00	0.60	4.70	2.20	1.67	13.11	6.14	
0.5%										

4

1								
2020 12 30								
			%	%	/			
		1100.00	9.80	8.00	100.00	107.80	88.00	1100.00
		1200.00	8.70	7.40	87.00	104.40	88.80	1044.00
		380.00	7.00	4.40	43.00	26.60	16.72	163.40
		2680.00	8.91	7.22	86.10	238.79	193.50	2307.48
		460.00	5.80	4.00	44.00	26.68	18.40	202.40
		560.00	4.50	3.50	35.00	25.20	19.60	196.00
		1000.00	5.10	3.70	39.00	51.00	37.00	390.00
1	JCRC2012							

% %

3**1**

	2020	2019		2018
	30,226,130,783.30	22,800,522,837.36	32.57%	19,963,409,521.93
	995,096,765.96	852,105,138.63	16.78%	919,939,796.37
	736,702,267.73	667,332,408.75	10.40%	

-	-	-	2.29%	81,743,419
2017-510				

2

3

2020 9 18

2020 12

01 2020 12 23

2021 3 31