



**2015**

**2015-66**

**2015 08**



.....	2
.....	5
.....	7
.....	9
.....	21
.....	32
.....	37
.....	38
.....	39
.....	161



			000060
	SHENZHEN ZHONGJIN LINGNAN NONFEMET CO. LTD.		
	NONFEMET		

--	--	--	--



**3**

2014

	6,714,657,142.07	8,323,369,995.65	-19.33%
	160,029,790.74	157,815,570.31	1.40%
	152,029,141.54	147,981,669.32	2.74%
	370,893,942.60	244,689,988.11	51.58%
/	0.07	0.08	-12.50%
/	0.07	0.08	-12.50%
	2.31%	2.61%	0.30
	15,461,979,522.15	14,215,785,394.62	8.77%
	7,367,883,180.55	6,030,691,967.64	22.17%

**1****2**

	20,221.60	
	1,964,499.98	
	6,380,446.81	
	1,629,527.40	
	1,162,001.48	
	2,479,709.53	
	676,338.54	
	8,000,649.20	--

1 —

1 —

1 —







---

	6,603,823,980.48	5,936,527,247.43	10.10%	-20.37%	-21.94%	1.82%

30

2

3

4

ISO9001

ISO10012

ISO14001

5

**1**

**1**

		83.00%

**2**

		8,853,075. 00	3,740,338	0.02%	3,740,338	0.02%	8,853,075. 00	0.00		
		8,853,075. 00	3,740,338	--	3,740,338	--	8,853,075. 00	0.00	--	--

**3**

489098	50,000,00	50,000,00	50,000,00	100.00%	50,000,00					
	0.00	0.00								

	202001	RC001	2,614,000 .00	0	0.00%	0	0.00%	0.00	342.56		
	204001	GC001	2,800,000 .00	0	0.00%	0	0.00%	0.00	346.50		
			57,938,77 8.57	50,773,95 0	--	50,752,00 0	--	134,412,9 96.03	1,455,610 .71	--	--


4

项目	金额	占比	同比增长	环比增长	环比下降	环比持平	环比增加	环比减少	环比不变	报告期	合计	占比

2

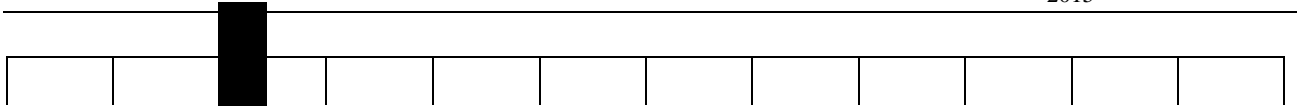
1

2



U

2015



13,540.2

	124,296.05
	47,182.03
	47,182.03
	0
	0
	0
· &&% ·	%&(ž&* " S)
	· - ž- - )" (%
	(+ž% & S
	+ ' ž) S\$" S\$
	' ž- &&' %

2

	( )	(1)	(2)	(3) (2)/(1)					
		67,086	67,086	0	0	0.00%			
3000t/d		21,978	21,978	11,797.36	11,797.36	54.00%			
		38,170	38,170	35,384.67	35,384.67	93.00%	-	-	-
	--	127,234	127,234	47,182.03	47,182.03	--	--	--	--
	--	127,234	127,234	47,182.03	47,182.03	--	--	0	--



	2015 3 31
	99,954,145.69
	3000t/d
	2015 4 28
	75,000

				23,989,278.00	257,617,939.86	86,784,780.21	3,545,877,128.90	-623,805.74	-623,805.74
				188,128,200.00	854,552,314.80	703,508,001.96	464,323,025.34	10,939,007.50	9,961,750.70
				115,357,992.00	354,293,455.74	145,981,566.59	109,891,397.36	2,435,831.96	2,110,933.71
				300,000,000.00	1,324,420,179.55	607,408,113.59	30,774,957.11	19,500,844.77	14,632,637.59
				10,000,000.00	59,864,125.45	29,682,462.74	16,294,645.71	4,404,768.63	3,387,223.12
				10,000,000.00	56,963,390.88	-82,509,534.17	1,344,303.47	-3,166,425.11	-3,166,425.11
				30,000,000.00	188,930,958.46	197,591,390.04	21,686,400.00	-1,437,442.00	-1,457,782.10
				392,920,180.00	1,027,133,342.36	551,416,505.51	77,365,548.84	-3,093,208.11	1,395,523.09
				60,170,000.00	159,576,043.35	41,247,341.17	78,958,349.72	874,847.19	822,545.06
				160,000,000.00	459,108,546.41	176,429,397.00	12,247,399.21	1,331,285.14	1,081,463.84
Perilya Limited				1,694,136,572.70	3,935,456,469.29	1,978,376,831.84	765,351,980.22	-31,236,157.97	-21,281,747.49

5

2015 1-9

“ ”

“ ”

2015

---

2015 01 22					
2015 04 14					
2015 04 29					
2015 05 04					
2015 05 12					







													2015-20
						0.02	0.03%						
						600	100%	1,200				2015 04 02	2015-20
				--	--	9,066.3	--	22,644.13	--	--	--	--	--

2

3



4

5

1

1

2

3

2


	2015.4.29(2015-37)	36,681.6	2015 06 06	36,681.6		24		
	2014.12.26(2014-79)	5,000	2015 01 29	2,700		12		
	2014.3.27(2014-26)	18,340.8	2014 05 23	18,340.8		36		
	2014.4.29(2014-38)	18,340.8	2014 06 24	18,340.8		24		
	2014.4.29(2014-38)	21,397.6	2014 06 24	21,397.6	326.92.48	24		

2014.10.30  
(2014-73)



4

5%

				2015 03 12	
		" "	2011		
	1063	"	"	2011 12 31	
		2011 12 31			
		" "			
		" "			

1

2014 8 5

2014 8 26 2014

17,920.28 17,920.28

127,234

2014

7.10 /

1

67,086 2

3,000t/d

21,978 3

38,170

2015 1 5

2015 2 4

[2015]171

1,272,339,993.00

27,446,799.86

1,244,893,193.14

2015 2 17

2015 2 25

[2015]48060002

A

1,272,339,993.00

2014 12 24

“ ” 3000

2015 2 9

3,000

2015 4 1 3,000

4

50

7530

	2,198,925	0.11%	149,687,058			-680,617	149,006,441	151,205,366	6.83%
3	2,198,925	0.11%	149,687,058			-680,617	149,006,441	151,205,366	6.83%
			149,687,058				149,687,058	149,687,058	6.77%
	2,198,925	0.11%				-680,617	-680,617	1,518,308	0.07%
	2,060,741,955	99.89%				680,617	680,617	2,061,422,572	93.17%
1	2,060,741,955	99.89%				680,617	680,617	2,061,422,572	93.17%
	2,062,940,880	100.00%	149,687,058				149,687,058	2,212,627,938	100.00%



2 2014 3 25 2014

3 2014 8 5

4 2014 8 26 2014

5 2014 9 5 2014 9 12  
2015 1 5 2014 2 4  
[2015]171

2015 3 11

2015 3 17

2015

3 18

12

149,687,058

2,062,940,880



---

		0.69%	15,336,000	15336000	15,336,000	0
--	--	-------	------------	----------	------------	---

10

10

10

10



2014

			2015.06.17	2015 6 17
			2015.07.07	2015 7 7 2015
			2015.04.23	2015 4 23 2014
			2015.07.07	2015 7 7 2015
			2015.07.07	2015 7 7 2015
			2015.06.17	2015 6 17
			2015.06.17	2015 6 17
			2015.04.23	2014 11 25 2015 4 23
			2015.07.07	2015 6 17 2015 7 7
			2015.06.17	2015 6 17
			2015.08.03	2015 8 3







:				
:				
24	2,929,228,813.16	2,397,566,412.53	2,984,693,814.28	2,369,793,260.91
	-	-	-	-
	60,036,131.98	-	461,927.80	-
	-	-	-	-
25	5,637,048.61	5,637,048.61	-	-
	-	-	-	-
26	458,568,629.22	133,630,735.07	489,818,201.88	141,142,693.11
27	102,894,839.11	65,319,246.27	110,003,700.09	57,958,465.89
	3,956,473.58	-	10,336,689.71	-
	1,561.72	-	522,135.17	-
28	211,407,803.87	82,575,830.95	218,124,191.64	116,628,309.42
29	67,634,869.19	65,394,432.23	73,743,970.16	73,369,800.83
30	626,829.46			

		:			
		6,730,633,204.75	1,747,813,473.15	8,341,837,274.40	1,797,693,620.36
.....	46 .4	6,714,657,142.07	1,747,813,473.15	8,323,369,995.65	1,797,693,620.36
.....		8,415,912.10	-	8,333,522.68	-
.....		7,560,150.58	-	10,133,756.07	-
		6,548,947,382.34	1,586,073,453.99	8,173,718,830.78	1,666,459,739.09
.....	46 .4	6,022,321,274.76	1,308,443,969.24	7,623,979,401.94	1,358,935,043.16
.....	46	418,255.01	-	2,673,792.79	-
.....	46	1,016,601.08	-	1,384,936.46	-
.....	47	65,787,431.86	29,338,036.67	67,261,752.14	31,604,058.63
.....	48	121,629,027.45	29,066,166.82	127,369,299.41	29,951,218.24
.....	49	203,286,805.22	116,081,685.77	229,310,918.37	126,554,030.40
.....	50	132,788,968.29	102,616,220.45	118,062,729.09	119,318,603.73
.....	51	1,699,018.67	527,375.04	3,676,000.58	96,784.93
.....	52	-6,295,862.01	-5,637,048.61	-2,966,625.06	-2,953,178.71
.....	53 .5	34,426,153.70	39,876,842.99	15,216,809.69	26,095,401.76
.....		17,923,887.74	12,674,851.89	9,992,020.04	7,852,135.52
.....		-918.92	-	21,918.42	-
		209,815,195.18	195,979,813.54	180,390,546.67	154,376,104.32
.....	54	3,482,652.89	461,569.96	15,115,399.46	7,054,096.28
.....		206,293.58	1,901.84	175,003.06	6,700,000,209.d 8( )-8.2( )-8.

## 2015 1-6

	2015 1-6		2014 1-6	
	7,254,070,836.11	2,055,312,557.57	9,401,846,067.90	2,223,108,596.38
	59,574,204.18	-	-1,235,113.07	-
	14,582,147.32	-	16,091,738.82	-
	-6,380,216.13	-	-22,411,933.15	-
	2,176,585.70	373,731.92	1,235,570.10	9,241.02
58	58,098,378.57	4,805,264.44	47,968,198.27	21,158,175.77
	7,382,121,935.75	2,060,491,553.93	9,443,494,528.87	2,244,276,013.17
	5,951,338,596.75	1,251,337,193.01	8,054,647,959.55	1,334,343,255.67
	-	-	15,800,000.00	-
	-34,029,342.80	-	-25,610,524.73	-
	2,328,259.51	-	4,501,430.04	-
	586,104,563.68	300,108,152.45	648,822,099.91	339,948,061.73
	358,940,071.19	235,195,106.44	353,005,683.97	246,630,340.55
58	146,545,844.82	70,662,703.55	147,637,892.02	118,033,486.46
	7,011,227,993.15	1,857,303,155.45	9,198,804,540.76	2,038,955,144.41
	370,893,942.60	203,188,398.48	244,689,988.11	205,320,868.76
	22,693,263.02	-	-	-
	8,047,789.20	-	170,206.30	-
	46,711.00	6,411.00	2,194,660.78	1,598.62
	-	-	-	-
	30,787,763.22	6,411.00	2,364,867.08	1,598.62
	345,019,819.22	60,317,088.74	306,805,969.52	66,609,613.50
	811,457,650.00	869,780,000.00	-	83,000,000.00
	-	-	-	-
	-	-	-	-
	1,156,477,469.22	930,097,088.74	306,805,969.52	149,609,613.50
	-1,125,689,706.00	-930,090,677.74	-304,441,102.44	-149,608,014.88
	1,272,339,993.00	1,272,339,993.00	17,000,000.00	-
	-	-	17,000,000.00	-
	1,794,342,614.90	1,225,785,429.91	2,780,031,504.32	2,057,714,522.26
	-	-	-	-
58	43,760,264.50	-	14,356,890.84	-
	3,110,442,872.40	2,498,125,422.91	2,811,388,395.16	2,057,714,522.26
	1,907,413,125.19	1,232,906,884.68	2,849,873,314.44	2,106,883,699.21
	167,758,340.43	160,254,905.88	175,150,519.10	144,466,683.68
	-	-	675,432.00	-
58	28,046,486.92	28,046,486.92	1,165,701.70	362,411.62
	2,103,217,952.54	1,421,208,277.48	3,026,189,535.24	2,251,712,794.51
	1,007,224,919.86	1,076,917,145.43	-214,801,140.08	-193,998,272.25
	8,341,525.88	-2,051,476.48	-4,720,167.93	-207,953.31
	260,770,682.34	347,963,389.69	-279,272,422.34	-138,493,371.68
	657,970,963.18	286,652,721.09	1,023,523,590.27	481,219,104.36
	918,741,645.52	634,616,110.78	744,251,167.93	342,725,732.68

2015 6 30

88% %\*

A

	2,062,940,880.00	-	-	-	381,402,780.67	-	-263,028,247.07	2,586,938.57	710,358,151.54	-	3,136,431,463.93	497,231,549.49	6,527,923,517.13
	-	-	-	-	-	-	-	-	-	-	-	-	-
	-	-	-	-	-	-	-	-	-	-	-	-	-
	-	-	-	-	-	-	-	-	-	-	-	-	-
	2,062,940,880.00	-	-	-	381,402,780.67	-	-263,028,247.07	2,586,938.57	710,358,151.54	-	3,136,431,463.93	497,231,549.49	6,527,923,517.13
" "	149,687,058.00	-	-	-	1,093,273,429.22	-	-9,659,884.70	10,239,657.79	-	-	93,650,952.60	26,184,568.60	1,363,375,781.51
	-	-	-	-	-	-	-9,659,884.70	-	-	-	160,029,790.74	24,172,168.60	174,542,074.64
	149,687,058.00	-	-	-	1,093,273,429.22	-	-	-	-	-	-	6,480,000.00	1,249,440,487.22
1	149,687,058.00	-	-	-	1,093,273,429.22	-	-	-	-	-	-	-	1,242,960,487.22
2	-	-	-	-	-	-	-	-	-	-	-	-	-
3	-	-	-	-	-	-	-	-	-	-	-	-	-
4	-	-	-	-	-	-	-	-	-	-	-	6,480,000.00	6,480,000.00
	-	-	-	-	-	-	-	-	-	-	-66,378,838.14	-4,467,600.00	-70,846,438.14
1	-	-	-	-	-	-	-	-	-	-	-	-	-
2	-	-	-	-	-	-	-	-	-	-	-	-	-
3	-	-	-	-	-	-	-	-	-	-	-66,378,838.14	-4,467,600.00	-70,846,438.14
4	-	-	-	-	-	-	-	-	-	-	-	-	-
	-	-	-	-	-	-	-	-	-	-	-	-	-
1	-	-	-	-	-	-	-	-	-	-	-	-	-
2	-	-	-	-	-	-	-	-	-	-	-	-	-
3	-	-	-	-	-	-	-	-	-	-	-	-	-
4	-	-	-	-	-	-	-	-	-	-	-	-	-
	-	-	-	-	-	-	-	10,239,657.79	-	-	-	-	10,239,657.79
1	-	-	-	-	-	-	-	22,669,651.65	-	-	-	-	22,669,651.65
2	-	-	-	-	-	-	-	12,429,993.86	-	-	-	-	12,429,993.86
	-	-	-	-	-	-	-	-	-	-	-	-	-
	2,212,627,938.00	-	-	-	1,474,676,209.89	-	-272,688,131.77	12,826,596.36	710,358,151.54	-	3,230,082,416.53	523,416,118.09	7,891,299,298.64



2015 6 30

88% %\*

	2,062,940,880.00	-	-	-	213,810,720.14	-	-8,576,901.96	40,460.07	710,358,151.54	-	2,016,929,806.83	4,995,503,116.62
	-	-	-	-	-	-	-	-	-	-	-	-
	-	-	-	-	-	-	-	-	-	-	-	-
	-	-	-	-	-	-	-	-	-	-	-	-
	2,062,940,880.00	-	-	-	213,810,720.14	-	-8,576,901.96	40,460.07	710,358,151.54	-	2,016,929,806.83	4,995,503,116.62
“ ”	149,687,058.00	-	-	-	1,093,273,429.19	-	-	7,505,969.28	-	-	90,303,847.57	1,340,770,304.04
	-	-	-	-	-	-	-	-	-	-	156,682,685.71	156,682,685.71
	149,687,058.00	-	-	-	-	-	-	-	-	-	-	149,687,058.00
1	149,687,058.00	-	-	-	-	-	-	-	-	-	-	149,687,058.00
2	-	-	-	-	-	-	-	-	-	-	-	-
3	-	-	-	-	-	-	-	-	-	-	-	-
4	-	-	-	-	-	-	-	-	-	-	-	-
	-	-	-	-	-	-	-	-	-	-	-66,378,838.14	-66,378,838.14
1	-	-	-	-	-	-	-	-	-	-	-	-
2	-	-	-	-	-	-	-	-	-	-	-	-
3	-	-	-	-	-	-	-	-	-	-	-66,378,838.14	-66,378,838.14
4	-	-	-	-	-	-	-	-	-	-	-	-
	-	-	-	-	1,093,273,429.19	-	-	-	-	-	-	1,093,273,429.19
1	( )	-	-	-	1,093,273,429.19	-	-	-	-	-	-	1,093,273,429.19
2	( )	-	-	-	-	-	-	-	-	-	-	-
3	-	-	-	-	-	-	-	-	-	-	-	-
4	-	-	-	-	-	-	-	-	-	-	-	-
	-	-	-	-	-	-	-	7,505,969.28	-	-	-	7,505,969.28
1	-	-	-	-	-	-	-	18,803,520.05	-	-	-	18,803,520.05
2	-	-	-	-	-	-	-	11,297,550.77	-	-	-	11,297,550.77
	-	-	-	-	-	-	-	-	-	-	-	-
	2,212,627,938.00	-	-	-	1,307,084,149.33	-	-8,576,901.96	7,546,429.35	710,358,151.54	-	2,107,233,654.40	6,336,273,420.66



# 2015

1

440301102750273

221,262.79

6013

24-26

1992 5

1993 12

1996



35.90%

4

2015 8 25

5

2015

23

“

”

—

33

76

2006

2 15

41

“

”

15 —

2014

2015 6

30

2015

2014

15

31“

”

1

1 1 12 31

2

12

,

3

4

1

2

12

5

1

2





2

3

“

”

“

”

9

1

2



A.

B.

C.

A.

B.



“ ”

50%

“ ”

12

5



9

10

1

2

	100	100
--	-----	-----

A

0.5%

B



3

4

5

**12**



8 —

1

2

13

9“ ”

1

“ ” “ ”  
“ ”

“ ” “ ”  
“ ”



20 —





---

---

	10-40	3%-10%	2.38%-9.7%
	5-22	3%-10%	4.32%-19.4%





2

3

19

20“

”

**20**

**21**

22

2

3

1

1

2

3

11 —

**23**

1

2

3

**24**

1

2

3

4

5

6

25

1





3

4

**27**

1

2

3

4

**28**

2012 2 14

2012 16

**29**

12“

”

**30**

**31**

1 —

24 “ ”

2

21 —

3

4

5

6

7

8

9

10

11

"

"



		20 / 13 /
		2 -30 /

**2**

[2001]100

[2011]58

[2011]68

2011

2020

15%





Název	O [ %NÍ			M [ %NÍ		
	F 1H NÍ	È1Ç)	ê"A 1H NÍ	F 1H NÍ	È1Ç)	ê"A 1H NÍ
- ê"A 1	-	-	48,502,948.61	-	-	84,408,422.86
-5% s	250,214.13	6.1136	1,529,700	275,821.80	6.1119	1,687,753.59
-%ã s	24,429,719.52	4.6993	114,802,573.	24,412,616.12	5.0174	122,487,860.12
- " 3R	6,762,554.70	0.1358	918,659.	6,662,146.08	0.1371	913,380.23
- Ð s	50,692.09	4.8988	2429.19	50239.58	5.2755	265038.9
8AÑ	-	-	1,084,743,836.72	-	-	867,733,418.88
! ] Ö ^ n X ³ F, ! n N © kNÍ	-	-	251,602,127.12	-	-	298,791,823.69

! CW 1CtH O [ %NÍ j 166,002,191.20 s È! ]# Ê ^!n ö 7H j 44,391,437.91 s È  
)ß •4Ö AñH j 116,422,018.75 s È - AñH ú! K&>| AñH 5,188,734.54 s Ä  
)ß •4Ö AñH YNÄ... "‡F 0•Vtf Y••Üö1ñrB ›p Â•öC

**3**

1

	63,278,154.84	167,176,031.93
	1,413,660.82	572,353.20
	64,691,815.66	167,748,385.13

**2**

		19,409,815.00

**3**

	1,192,701.71	-

**4**

1


		%		%	
	-	-	-	-	-
9+Xp(48ANVA)NO	312,550,748.96	98.22	38,662,252.42	12.37	273,888,496.54
	203,882,705.32	64.07	1,019,413.54	0.50	202,863,291.79
	108,668,043.64	34.15	37,642,838.88	34.64	71,025,204.76
	5,668,817.49	1.78	5,441,302.46	95.99	227,515.03
	318,219,566.45	100.00	44,103,554.88	15.00	274,116,011.57

		%		%	
	-	-	-	-	-

1	57,797,558.50	2,889,877.93	5.00%
1 2	9,954,597.52	1,493,189.63	15.00%
2 3	10,285,368.01	3,085,610.40	30.00%
3 4	853,057.09	426,528.55	50.00%
4 5	149,150.77	119,320.62	80.00%
5	29,628,311.75	29,628,311.75	100.00%
	108,668,043.54	37,642,838.88	34.64%

			%		%
1	2	9,436,329.46	6.92	5,257,763.85	4.15
2	3	4,452,210.04	3.27	5,338,280.15	4.21
3		13,012,862.83	9.54	13,930,123.70	11.00
		136,340,382.73	100.00	126,667,792.62	100.00

2

104,822,799.56

76.88%

6

		598,444.44	571,194.44
		598,444.44	571,194.44

7

1

			%		%	
		2,585,994.16	2.25	2,585,994.16	100.00	-
		109,046,034.78	94.91	9,360,526.77	8.58	99,685,508.01
		92,258,234.28	80.30	461,291.17	0.50	91,796,943.11

		%		%	
	16,787,800.50	14.61	8,899,235.60	53.01	7,888,564.90
	3,258,508.02	2.84	309,190.76	9.49	2,949,317.26
	114,890,536.96	100.00	12,255,711.69	10.67	102,634,825.27

		%		%	
	2,585,994.16	2.32	2,585,994.16	100.00	--
	105,398,990.81	94.83	10,541,757.22	10.00	94,857,233.59
	83,200,836.08	74.86	416,124.72	0.50	82,784,711.36
	22,198,154.73	19.97	10,125,632.50	45.61	12,072,522.23
	3,171,229.72	2.85	118,506.91	3.74	3,052,722.81
	111,156,214.69	100.00	13,246,258.29	11.92	97,909,956.40

	2,585,994.16	2,585,994.16	100%
--	--------------	--------------	------

A





%

	461,948,168.15	37,548,452.66	424,399,715.49
	25,231,229.03	15358271.77	9,872,957.26
	690,636,470.83	7,139,455.17	683,497,015.66
	435,710,351.52	-	435,710,351.52
	13,589,846.47	1,003,291.08	12,586,555.39
	147,407,367.43	-	147,407,367.43
	130,598,276.14	-	130,598,276.14
	1,905,121,709.57	61,049,470.68	1,844,072,238.89

2

	37,548,452.66	4,494,555.77	-	3,793,696.05	-	38,249,312.38
	15,358,271.77	-	-	-	-	15,358,271.77
	7,139,455.17	797,287.40	-	-	-	7,936,742.57
	-	-	-	-	-	-
	1,003,291.08	-	-	-	-	1,003,291.08
	-	-	-	-	-	-
	-	-	-	-	-	-
	61,049,470.68	5,291,843.17	-	3,793,696.05	-	62,547,617.80

3

**9**

	237,300,555.44	256,022,365.78

**10****1**

	184,389,906.01	5,212,006.59	179,177,899.42	38,489,321.39	5,212,006.59	33,277,314.80
	166,173,771.79	-	166,173,771.79	20,273,187.17	-	20,273,187.17
	18,216,134.22	5,212,006.59	13,004,127.63	18,216,134.22	5,212,006.59	13,004,127.63
	184,389,906.01	5,212,006.59	179,177,899.42	38,489,321.39	5,212,006.59	33,277,314.80

**2**

		66,836,138.61
		166,173,771.79
		99,337,633.19
		-

**3**

--	--	--	--

	¤ M	\ O Í Ð	\ O ÿ A	O [	¤ M	\ O Í Ð	\ O ÿ A	O [	} 16Ñ" » Ä% Ä	H 4Ö Y
] - 98çH Ž J k œ (CR Ñ œ (	2,212,006.59	-	-	2,212,006.59	2,212,006.59	-	-	2,212,006.59	1.2	-
- K&>	8,853,075.00	-	-	8,853,075.00	-	-	-	-	0.02	-
i L Ý {G, J 9L€ œ (	3,159,000.00	-	-	3,159,000.00	-	-	-	-	2.25	-
\$Y 2 ]H Ý ‡ 0 °)ß 9 L€ œ (	992,052.63	-	-	992,052.63	-	-	-	-	5.06	-
- L - *Lö 6Ñ - 9L€ œ (	3,000,000.00	-	-	3,000,000.00	3,000,000.00	-	-	3,000,000.00	1.94	-

3,500

				53,500,237.58	-
				59,003,901.03	-
Ballinalack				25,969,775.69	-
( )	2,700,000.00			38,481,995.79	-
				1,260,351.06	-
	2,700,000.00			263,112,782.78	-

## 13

1

1	39,451,061.48			-	39,451,061.48
2				-	-
3	1,517,489.57			-	1,517,489.57
1	1,517,489.57			-	1,517,489.57
2				-	-
4	37,933,571.91			-	37,933,571.91
1	19,211,057.08			-	19,211,057.08
2	658,046.37			-	658,046.37
1	658,046.37			-	658,046.37

3	346,799.83	-	-	346,799.83
1	346,799.83	-	-	346,799.83
2	-	-	-	-
4	19,522,303.62	-	-	19,522,303.62
1	310,299.24	-	-	310,299.24
2	-	-	-	-
1	-	-	-	-
3	-	-	-	-
1	-	-	-	-
2	-	-	-	-
4	310,299.24	-	-	310,299.24
1	18,100,969.05	-	-	18,100,969.05
2	Å 45ž	ø	=	

2	184,768,868.65	30,461,831.76	13,258,775.53	-	766,178.39	229,255,654.33
3	4,794,827.23	51,030,078.28	38,665,533.21	1,935,532.76	2,678,925.38	99,104,896.85
1	-	26,101,427.52	561,613.84	1,508,969.11	3,050.00	28,175,060.47
2	4,794,827.23	24,928,650.76	38,103,919.37	426,563.65	2,675,875.38	70,929,836.38
4	3,879,347,893.32	2,446,716,439.08	1,430,427,843.89	212,902,669.30	522,838,393.68	8,492,233,239.28
1	1,217,554,280.17	1,163,567,648.48	715,480,673.67	144,906,676.91	222,794,485.83	3,464,303,765.06
2	98,745,398.39	86,038,250.92	38,099,037.22	8,444,915.83	9,967,269.41	241,294,871.77
1	98,745,398.39	86,038,250.92	38,099,037.22	8,444,915.83	9,967,269.41	241,294,871.77
3	1,740,663.70	39,729,118.20	14,853,216.55	1,851,416.80	2,171,831.22	60,346,246.47
1	-	25,402,788.18	455,591.49	1,482,900.56	2,958.50	27,344,238.73
2	1,740,663.70	14,326,330.02	14,397,625.06	368,516.24	2,168,872.72	33,002,007.74
4	1,314,559,014.86	1,209,876,781.20	738,726,494.34	151,500,175.94	230,589,924.02	3,645,252,390.36
1	34,762,055.40	117,192,101.39	198,827,116.89	-	6,636,945.37	357,418,219.05
2	-	-	-	-	-	-
1	-	-	-	-	-	-
3	1,739,678.29	5,048,711.60	15,784,912.98	-	420,778.16	22,994,081.03
1	-	-	-	-	-	-
2	1,739,678.29	5,048,711.60	15,784,912.98	-	420,778.16	22,994,081.03
4	33,022,377.11	112,143,389.79	183,042,203.91	-	6,216,167.21	334,424,138.02



N©-	o { ú *1•(™	C+XAî 7	FJ+XAî 7	F EĀĀî 7	;	8AÑ
1 Ā ¢ [CVM' 'I	2,531,766,501.35	1,124,696,268.09	508,659,145.64	61,402,493.36	286,032,302.45	4,512,556,710.89
2 Ā ¢ [CVM' 'I	2,432,880,876.89	1,177,127,460.58	537,769,375.60	65,456,010.08	293,519,531.61	4,506,753,254.76

Ä2 ĀFJE ÷ = ½ Ct0 Cq0 •, ' \* ĒCt x õ å

N©-	CVM' 'I	3_AÑ È	ÿ l ö 7	CVM' 'I
C+XAî 7	252,735,074.23	151,129,580.06	31,423,250.76	70,182,243.41

Ä3 Ā Z Î Õ x sAñ -, ' \* ĒCt x õ å

N©-	CVM' 'I	Z Î Õ x sAñ -, ' Ī
\ œ ( N& £ æ&i ²G 6 ² o	361,754,131.83	B 1y *1•(™ •+X, ' O ` _0 Cq \ œ ( { x6Ñ6Ñ L - L-1 - •4ÿ:U 9L€ œ ( È !" Z Ç o xAñ
\ œ ( iMN æ&i ²² o	618,021,379.64	X Î*6 ]

15 Ā X \* 0;

Ä1 Ā X \* 0; õ å

N©-	O [ %oNí	¤ M %oNí				
CVM' %oNí	ÿ l ö 7	CVM' 'I	CVM' %oNí	ÿ l ö 7	CVM' 'I	
X * 0;	602,946,738.28	-	602,946,738.28	521,721,612.98	-	521,721,612.98

Ä2 ĀGý?± X \* 0; N©- \ ¢ Ø õ å

N©- =0	N'1Ç	¤ M %oNí	\ O Î Ð	\ O Eœ •	\ O	O [ %oNí
			H Ní	* ĒCt xH Ní	ÿ AH Ní	
N& æ C ` w4x iFP	150,792,400.00	42,998,698.89	004,619.68	-	-	46,003,318.57
00CeH Ž5, 8 fN©-	100,000,000.00	9,536,416.53	750,158.69	-	-	10,286,575.22
n./ Ā ™ é ú Ā 0;	40,365,370.84	778,908.86	-	778,908.86	-	0.00



0;=0      0;3\_AÑ Å •      0;      Y ŸCt\F3\_AÑ    !]Ö\OYŸ      \OYŸ      CtH •\$Å  
•N'1Ç" »      F Ö      H NÍ      Ct\FH NÍ      Ct\F)· Å %Å  
  Ä%Å

0;

**16**

	20,051,100.25	18,907,401.27
	652,068.70	3,163,980.54
	20,703,168.95	22,071,381.81

**17**

1



**19**

1

	70,079,321.81	-	-	70,079,321.81
	51,543,152.12	-	-	51,543,152.12
	3,305,067.29	-	-	3,305,067.29
	124,927,541.22	-	-	124,927,541.22

1 2008

341,000,000.00

270,920,678.19

70,079,321.81

2 2009

407,979,048.34

356,435,896.22

51,543,152.12

3 2009

128,549,615.82

125,244,548.53

3,305,067.29

**20**

	3,743,709.50	-	571,009.34	-
				3,172,700.16

**21**

/

1

	22,116,322.71	104,773,087.65	22,819,779.13	106,429,317.96
	16,055,002.76	53,516,675.87	17,141,780.87	57,139,269.58
	419,841,257.41	1,399,690,611.69	412,124,246.37	1,373,967,241.56
	83,949,428.64	335,797,714.57	91,369,454.34	365,477,817.40
	29,447,168.20	98,157,227.35	31,440,474.48	104,801,581.62
	60,721,889.19	202,406,297.30	64,832,210.50	216,107,368.35
	27,332,572.54	91,108,575.14	29,182,739.87	97,275,799.57
	5,097,736.85	19,952,548.56	14,394,665.25	55,608,584.47
	664,561,378.30	2,305,402,738.13	683,305,350.81	2,376,806,980.51

2

	25,119,955.27	100,479,821.07	1,630,477.20	6,521,908.78
	317,639,594.37	1,096,383,392.51	330,965,897.83	1,183,732,825.31
	158,012,114.26	526,707,047.52	168,708,101.65	562,360,338.83
	22,312.75	74,375.82	11,309,973.41	37,699,911.36
	216,743.07	722,476.94	1,104,193.76	3,680,645.88
	501,010,719.72	1,724,367,113.86	513,718,643.85	1,793,995,630.16

### 3.3. Závazky a pohledávky z obchodních úprav

NO-	O [ %oNí	M %oNí
á " 2 & W 2	32,723,029.64	32,711,810.00
á " ě •	115,914,557.62	125,735,702.12
8AÑ	148,637,587.26	158,447,512.12

### 4. Závazky a pohledávky z obchodních úprav, á " ě • 6 3/4 ; M Ö ` O

M -	O [ %oNí	M %oNí
	16,945,585.09	16,945,585.09
	59,717,462.91	59,717,462.91
	16,371,678.53	16,371,678.53
	18,170,153.66	18,170,153.66
	4,709,677.43	-
8AÑ	115,914,557.62	111,204,880.19

### 2.2. Účty z výměny

NO-	M %oNí	\ M AÑ	\ M A		M [ %oNí
			Eœ	EœK0	
0 Ā •CV ö 7	53,427,172.28	2,932,020.20	-	-	56,359,266.57
¼ ĀCgln ý l ö 7	-	2,471,779.71	2,471,779.71	-	-
9 Ā `CWCü ' ö 7	61,049,470.68	5,291,843.17	-	3,793,696.05	62,547,617.80
ĀK` O6Ñ s ĀCt ý l ö 7	-	-	-	-	-
Ā Ā ĀCt W o ` x ý l ö 7	310,299.24	-	-	-	310,299.24
• Ā * ĒCt x ý l ö 7	357,418,219.05	-	22,994,081.03	-	334,424,138.02



---



---

11,385,115.73	-	201,807.53	-	11,183,308.20
5,212,006.59	-	-	-	5,212,006.59
488,802,283.57	10,695,717.17	25,667,668.27	3,793,696.05	470,036,636.42

---



---

**23**


---

260,594,107.96	232,283,915.96
405,209,726.88	405,209,726.88
93,821,220.41	66,010,143.06
17,275,952.41	10,842,407.39
1,400,000.00	1,400,000.00
15,111,000.47	14,019,425.83
793,412,008.13	729,765,619.12

---

---

	2,469,195,378.06	2,477,450,912.26
	239,866,673.83	198,546,101.68
	195,563,896.27	195,267,149.09
	24,602,865.00	113,429,651.25
	2,929,228,813.16	2,984,693,814.28

---

2

31,960,732.95

195,563,896.27

1

**27**

1

			102,034,839.11	105,461,500.09
			860,000.00	4,542,200.00
			102,894,839.11	110,003,700.09

2

1

**28**

1

		102,932,257.09	519,657,050.59	524,846,413.58	97,742,894.10
		48,529,588.04	61,601,249.83	63,218,481.61	46,912,356.26
		5,690,988.51	35,690,171.00	38,382,182.89	2,998,976.62
	37	42,838,599.53	25,911,078.83	24,836,298.72	43,913,379.64
		66,662,346.51	29,674,532.01	29,584,325.01	66,752,553.51
		-	-	-	-
		218,124,191.64	610,932,832.43	617,649,220.20	211,407,803.87

2

1		35,646,938.00	421,102,464.36	423,041,957.63	33,707,444.73

2	-	16,093,361.51	16,093,361.51	-	
3	1,796,796.74	21,951,033.49	22,530,964.28	1,216,865.95	
	250,123.51	17,665,721.97	17,824,368.81	91,476.67	
	1,165,925.20	3,654,397.50	4,063,043.53	757,279.17	
	380,748.03	630,914.02	643,551.94	368,110.11	
4	1,242,591.29	22,983,708.37	23,510,397.86	715,901.80	
5	4,893,336.47	6,760,037.66	5,888,806.86	5,764,567.27	
6	55,400,241.50	11,711,666.00	14,737,389.77	52,374,517.73	
7	-	-	-	-	
8	3,952,353.09	19,054,779.20	19,043,535.67	3,963,596.62	
	102,932,257.09	519,657,050.59	524,846,413.58	97,742,894.10	

## 3

1	3,017,720.76	31,416,551.94	32,778,500.53	1,655,772.17	
2	1,089,279.25	2,561,759.47	2,641,890.77	1,009,147.95	
3	1,583,988.50	1,711,859.59	2,961,791.59	334,056.50	
	5,690,988.51	35,690,171.00	38,382,182.89	2,998,976.62	

		16,723,558.09	15,225,606.98
		1,808,797.21	2,141,555.91
		29,071,439.07	28,137,712.26
		3,473,744.17	2,969,951.90
		1,101,250.80	1,376,191.54
		-113,546.55	-113,546.55
		252,663.95	348,680.38
		-1,063,515.73	175,503.12
		3,242,633.38	11,227,496.29
		-2,379,096.52	3,483,325.37
		528,701.10	671,536.28
		6,025,349.97	-67,377.60
		563,960.37	515,497.43
Royalties		8,744,108.47	8,141,505.18
		-345,178.59	-489,668.33
		67,634,869.19	73,743,970.16

30

		626,829.46	31,417.43
--	--	------------	-----------

**31**

		8,472,645.99	4,341,813.71
--	--	--------------	--------------

**32**

		264,655,345.72	216,026,107.36
		184,564,129.13	195,589,322.07
		20,070,000.00	21,993,260.38
		469,289,474.85	433,608,689.81

**6****33**

1

1	35	921,029,328.41	502,656,267.36
1	36	21,727,828.97	23,007,408.02
		942,757,157.38	525,663,675.38

2

		187,454,616.97	135,516,267.36
		733,574,711.44	-



### 34 Účty za služby

Název	Ukazatel	2015	2014
		481,678.25	589,544.50

### 35 Účty za služby

Název	Ukazatel	2015	2014
+X Účty za služby		464,841,440.97	499,736,047.36
Añ Účty za služby		1,191,954,350.10	846,257,223.80
ã Účty za služby		91,806,782.36	458,935,232.39
ÿ Účty za služby, které jsou součástí výdajů na ostatní výdajové účty		921,029,328.41	502,656,267.36
8Añ		827,573,245.02	1,302,272,236.19

### Účty za služby, které jsou součástí výdajů na ostatní výdajové účty

Název	Ukazatel	2015	2014
Cgln ... }			
Cš ú	4ø!	F 1H NÍ	\ 1H NÍ
		F 1H NÍ	\ 1H NÍ



CgIn ... }	Oln	Oln	1/y	O [		M M	
	CŠ ú	4ø'		F 1H NÍ	\ 1H NÍ	F 1H NÍ	\ 1H NÍ
8AÑ				130,432,970.40	812,573,244.99	179,656,300.99	1,099,074,456.19

\ O Z ,F , ' á ì O!n j 15,003,853.52 5¾ s È È 8 ê"A 1 91,806,782.36 s È O!n á  
 ì(TM j TM YLõ œ (, ' € œ (





	-	-	-	-	-	-	-
	-253,198,509.29	28,676,848.24	-	20,839,420.72	-9,659,884.70	17,497,312.22	-262,858,393.99
	-	-	-	-	-	-	-
	3,712,835.34	85,124,387.79	-	20,839,420.72	46,787,654.85	17,497,312.22	50,500,490.19
	-	-	-	-	-	-	--
	-	-	-	-	-	-	--
	-256,911,344.63	-56,447,539.55	-	-	-56,447,539.55	-	-313,358,884.18
	-	-	-	-	-	-	--
	-263,028,247.07	28,676,848.24	-	20,839,420.72	-9,659,884.70	17,497,312.22	-272,688,131.77

## 44

	603,927,638.71	-	603,927,638.71
	106,430,512.83	-	106,430,512.83
	710,358,151.54	-	710,358,151.54

10%

50%

## 45

	3,136,431,463.93	3,024,070,589.31
+	-	-261,899,293.67
	3,136,431,463.93	2,762,171,295.64
	160,029,790.74	470,134,648.82
	-	33,986,254.13
	-	-
	-	-
	66,378,838.14	61,888,226.40
	-	-
	3,230,082,416.53	3,136,431,463.93

## 46


	6,730,633,204.75	8,341,837,274.40
	6,603,823,980.48	8,292,843,220.89
	110,833,161.59	30,526,774.76
	8,415,912.10	8,333,522.68
	7,560,150.58	10,133,756.07
	6,023,756,130.85	7,628,038,131.19
	5,936,527,247.43	7,605,551,390.21

	85,794,027.33	18,428,011.73
	418,255.01	2,673,792.79
	1,016,601.08	1,384,936.46
	706,877,073.90	713,799,143.21

**47**

	7,231,668.74	6,724,708.07
	7,585,138.23	8,367,852.57
	6,885,549.89	7,711,457.96
	18,926,364.65	18,167,391.35
	2,577,866.05	3,496,062.64
Royalties	18,816,190.13	20,611,159.72
	2,578,998.96	1,833,009.85
	1,185,655.21	350,109.98
	65,787,431.86	67,261,752.14





	-	-
	-2,471,779.71	-753,284.95
	-	-
	601,115.75	767,557.65
	1,699,018.67	3,676,000.58

**52**

	-6,295,862.01	-2,966,625.06
	-6,393,958.61	-2,957,540.9826

**54**

	206,293.58	175,003.06	206,293.58
	206,293.58	175,003.06	206,293.58
	-	-	-
	1,964,499.98	12,926,838.19	1,964,499.98
	25,236.20	16,880.00	25,236.20
	1,286,623.13	1,996,678.21	1,286,623.13
	3,482,652.89	15,115,399.46	3,482,652.89

**55**

	186,071.98	368,340.74	186,071.98
	186,071.98	368,340.74	186,071.98
	-	-	-

...



3

43,760,264.50

14,356,890.84

4



	918,741,645.52	744,251,167.93

**60**

	166,002,191.20	
	19,409,815.00	
	979,775,511.47	
	1,165,187,517.67	

23

35

**61**

1

2

2015 6 30

2015 6 30

1 = 0.78861

1 =

4.6993

2015 1 6

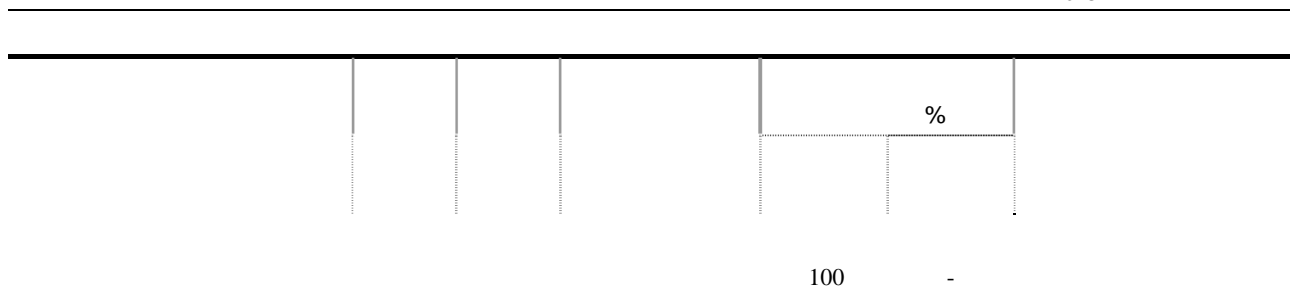
4 2

4 3

1

1

					%
				99.17	-
				100	-
				85.92	14.08
				90.01	-
				33.33	66.67
				100	-





€ œ (=0                      k?±                      # ¼ `                      k:U J Ñ                      16Ñ" » Ä % Ä                      Ç é ?  
4ÿ:U `

	204,331,058.11	51,471,546.20	211,252,161.43	123,814,757.40	-	123,814,757.40	
	219,829,574.23	114,081,490.94	333,911,065.17	185,550,557.05	10,969,875.24	196,520,432.29	
	173,531,254.86	1,001,058,492.87	1,174,589,747.73	630,124,639.48	4,158,066.47	634,282,705.95	
	553,971,518.80	352,240,950.10	906,212,468.90	179,872,766.35	32,793,451.29	212,666,217.64	
	109,734,310.22	777,101,666.69	886,835,976.91	319,288,683.00	240,040,000.00	559,328,683.00	

	3,545,877,128.90	-623,805.74	-652,623.82	-39,637,082.40	2,704,674,848.66	4,260,776.07	4,260,776.07	-72,495,256.39
	109,891,397.36	2,110,933.71	2,110,933.71	10,829,868.34	120,954,776.06	3,345,108.99	3,345,108.99	9,801,588.70
	30,774,957.11	14,632,637.59	85,101,071.81	-120,992,519.63	30,752,972.49	11,490,218.58	11,490,218.58	-119,269,362.78



	/		/	
	-	-	-	-
	-	-	-	-
	46,045,582.88	6,280,115.57	31,043,935.36	5,925,755.87
	-	-	-	-

3

	/		/	
		121,912,360.12		118,183,948.16
		-		-
—		3,728,411.96		38,772,199.83
—		-		-
—		3,728,411.96		38,772,199.83

	431,763.98	-	-	431,763.98
.....	431,763.98	-	-	431,763.98
.....				

..... &	431,763.98	-	-	431,763.98
	166,173,771.79	-	-	166,173,771.79
.....	166,173,771.79	-	-	166,173,771.79
	166,605,535.77	-	-	166,605,535.77
	5,637,048.61	-	-	5,637,048.61
	5,637,048.61	-	-	5,637,048.61

1

%

%

Ã\œ(,ly ( CE

1

2

2

( )

4

5

1

/

( )

42,780,606.17

37,655,382.78

1,441,349.57

795,464.36

/

( )

39,088,812.81

28,770,899.99

2



<

>

600

1,200

600

6

1

( )	17,354,341.89	86,771.71	17,933,824.77	89,669.12
	1,909,809.86	1,909,809.86	1,910,191.41	1,910,191.41
	5,400,000.00	270,000.00	5,400,000.00	27,000.00
	24,664,151.75	2,266,581.57	25,244,016.18	2,026,860.53

2

		14,195,389.28		13,673,400.68
		60,036,131.98		36,068.13
		-		425,859.67



	60,036,131.98	461,927.80
	146,061.29	146,061.29
	1,663,347.75	1,660,243.75
	-	10,000,000.00
	1,809,409.04	11,806,305.04

1

1

4,057,665.36

1 552,463.71 1-2 3,505,201.65

2

2015 6 30 4,075,747.20

1 2,037,873.60 1 2,037,873.60

2015 6 30

2,037,873.60

		( )	
1		4,887,092.00	22,965,911.44
1	5	3,843,133.00	18,060,034.91
		8,730,225.00	41,025,946.34
		382,699.00	1,798,417.41
		8,347,526.00	39,227,528.93
	34	4,623,630.96	21,727,828.97
	37	3,723,895.04	17,499,698.69

4

16,264,000 1

2

2015 6 30

1

1

2

	2,565,618,003.31	589,332,390.71	3,513,691,469.32	145,232,365.57	-99,217,086.84	6,714,657,142.07
	1,979,561,218.27	520,435,966.95	3,509,904,330.72	112,583,565.87	-100,163,807.05	6,022,321,274.76
	15,376,405,339.93	1,217,331,958.74	269,964,100.05	2,208,381,260.47	-3,610,103,137.04	15,461,979,522.15
	7,566,372,633.24	466,031,704.06	153,283,592.89	2,208,381,260.47	-2,823,388,967.15	7,570,680,223.51

2

2011 4 13

“ ”

2011 1063

2,449.7

“ ”

2011

2015 6 30

405,209,726.88

260,594,107.96

15,111,000.47

680,914,835.31

“ ”

“ ”

5 (4)

2011 12 31

“ ”

“ ”

3.

2014 8 5

2014 8 26

2014

2014

---

	17,920.28	17,920.28	7.10
/	127,234		
1		67,086	2
	3,000t/d		21,978
3			

2015 4 11

40%

648.00

5 15

3

2014 12 24

3000

2015 2 9

3,000

2015 4 1

3,000

**5**

2015 4 28

**R**

~

**Ū**





56.45%

70,159.15

2

1

		%		%	
	136,512,327.08	57.60	77,726,943.22	56.94	58,785,383.86
	100,508,163.07	42.40	1,700,012.72	1.69	98,808,150.35
	98,620,485.95	41.61	68,412.52	0.07	98,552,073.43
	1,887,677.12	0.80	1,631,600.20	86.43	256,076.92
	-	-	-	-	-
	237,020,490.15	100.00	79,426,955.94	33.51	157,593,534.21

		%		%	
	136,512,327.08	55.25	77,726,943.22	56.94	58,785,383.86

9+1000,6a



7 O [ ...N©H NÍGý W | ... ) AÑ •CV ö 7, ' | Ä fln

: Ä fln µ é	O [ %NÍ			
	: Ä fln	•CV ö 7	AÑ " »	AÑ *6+a
N& £ 2Eî 1 Ch 9L€ œ (	2,585,994.16	2,585,994.16	100.00%	AÑLî f
\$! c ç ... œ (	133,926,332.92	75,140,949.06	56.11%	AÑLî f
8AÑ	136,512,327.08	77,726,943.22	56.94%	

8 4ô 8 ] È 9CVU' 6 À# AÑ •CV ö 7, ' | Ä fln

"Fn O!nN©	O [ %NÍ			
	: Ä fln	•CV ö 7	AÑ " »	
1 ¢ µ	7,500.00	375.00		5.00%
1 8#				

4

---

7,328,997.60

7,338,615.60



>Û ÁCt ... }	¤ M %oNÍ	\ O í ÿ ø			
		F- Ð ÁCt	ÿ A ÁCt	s,ú# ;žAÔ, ' ÁCt •,ú	! s,ú ø
\$! c 2H #b2î 0 °6Ñ - 9L€ œ (	73,385,125.91	-	-	11,511,395.72	-
- ~0ûNì É F 9L€ œ (	53,460,922.10	-	-	39,315.48	-
\$! cH 2Ô ... É>øO 0; 9L€ œ (	23,691,527.82	-	-	1,124,140.69	-
(a D Ballinalack Ct\$À 9L€ œ (	25,969,775.69	-	-	-	-
8AÑ	176,507,351.52	-	-	12,674,851.89	-

### Ä5 Å

>Û ÁCt ... }	Ó z n)àH 6Ñ Y F Y#Ö	\ O í ÿ ø			ÿ l ö 7
		AÑ ÿ l ö 7	!	O [ %oNÍ	
\$! c 2H #b2î 0 °6Ñ - 9L€ œ (	-	-	-	84,896,521.63	-
- ~0ûNì É F 9L€ œ (	-	-	-	53,500,237.58	-
\$! cH 2Ô ... É>øO 0; 9L€ œ (	-	-	-	24,815,668.51	-
(a D Ballinalack Ct\$À 9L€ œ (	-	-	-	25,969,775.69	-
8AÑ	-	-	-	189,182,203.41	-

### 4 Ä:U J f • Ä:U J @ \

N©-	\ O +ONÍ	: ¢ +ONÍ
:U J f •	1,747,813,473.15	1,797,693,620.36
! ] Ö k:U J Ñ f •	1,650,541,220.23	1,775,000,316.88
! J Ñ f •	97,272,252.92	22,693,303.48
:U J @ \	1,308,514,617.32	1,358,935,043.16

N©-	\ O +ONÍ	: ¢ +ONÍ
! ] Ö k : U J Ñ @ \	1,229,206,312.54	1,344,132,927.85
! J Ñ @ \	79,308,304.78	14,802,115.31
: U J " Y	439,298,855.83	438,758,577.20



**2**

11 79.35%

12 75.74%

13 285.02%

14 395.83%

15 84.36%

16 53.78%

17

18 126.24%

19 76.96%

20 75.85%

21 46.51%

22 41.20%



.

.

.

.

.

.

85% , 8\*