

2021



2021

"

"

"

"

"

"


"

2021

"


"

"



"

"



"

"

"

5000 /

3600

200 /

"

"

1.

1997 1  
35.70

1984 9  
000060 ,

30

10

I SP

"

"

2009

60%

"

" "

" "

" "

" "

"

18

150

14

2

8

1

424

112

2021

"

"

"

2020

"

2021

500

338

500

299

68

30

"

"

"

2021

"

2007

"

"

2010

"

"

2012

"

100

" 9 " "


2015 " "

" 2016 " " 2017

MSCI 2018

2019 2020

2.



3.

"

"

10-15%

18

3-5%

2

1885


140

2









"

"

(~ 0

"

ž 3

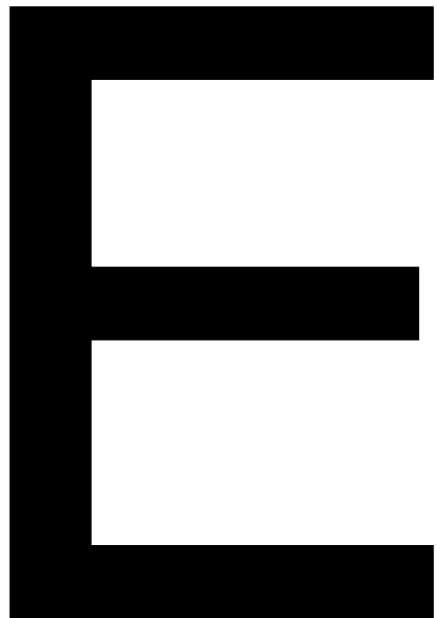
>

" 4õ \$Æ

"

)g ı œ

• ˘





"

"

3

"

"

(2)

"

"

(3)

" "

" "

" "

"

ISP

"

" "

(4) " "

BB

VS

GE+^\$L{

2021

2021

" "

(2)

2021

2020 9 1

" "

" "

" "

" " "

" "

"







2021

4.

,

2021

3

2

3 ---

(2019-2021 )

10%

30%

2018-2020


8.42

91.33%

1 2018-2020

( : )

	2020	2019	2018
--	------	------	------



133

"

"

7 29—30

"

— —

"

2021

"

2020

"

" 2021

"

4.

2021

2021 5 10

AA+

1.



OHSAS18001

ISO14001


2

~

mR

p f Pbx - # „aë

375



	2021	690
	216	
5.	"	"
"	"	"
"	"	"
"	"	"
"	"	"

151.52	64
"	"

2021	"	"
------	---	---

6.  
2021

"

"

"

"

"

"

1.

2

" "

LME

" " 2017

" " " "

" Nonferret "

MMH

1.

2021

206

387

35

157

"

"

1430

339

1

1

"

"

"

"

"

"

" "

512

237

2 2021

		/
1.		
2.		
1.		
1.1		
1.2		
1.3		
1.4		
2.		
2.1		
2.2		
3.		
3.1		
3.2		
4.		
4.1		
4.2		
5.		
5.1		
5.2		
6.		
6.1		
6.2		

7.		
7.1		
" "		" "

2

2021

8. 39

3.

2009



(1)

(2)

Far West Health

Si n

2.6

(3)

300

1500

(4)

El Copey

(5)

Mari Ma Health

2010

2021

5



